


Low Impact Blonde

Carly Zanoni @the.blonde.chronicles



SECTION THE HAIR INTO
3 "LAYERS"

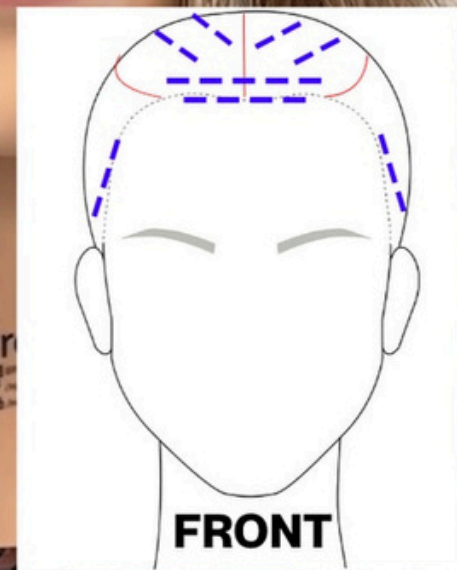
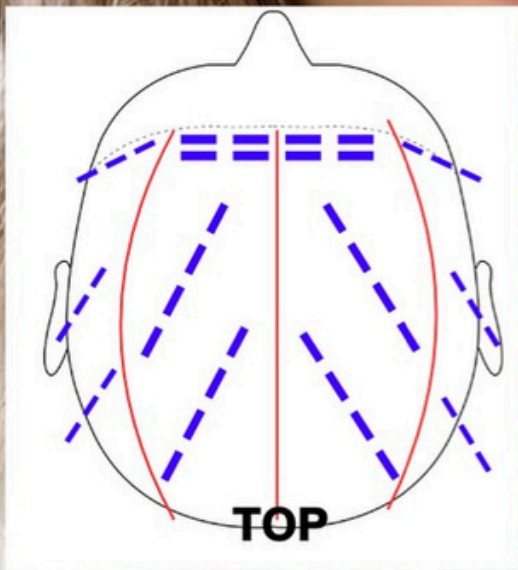
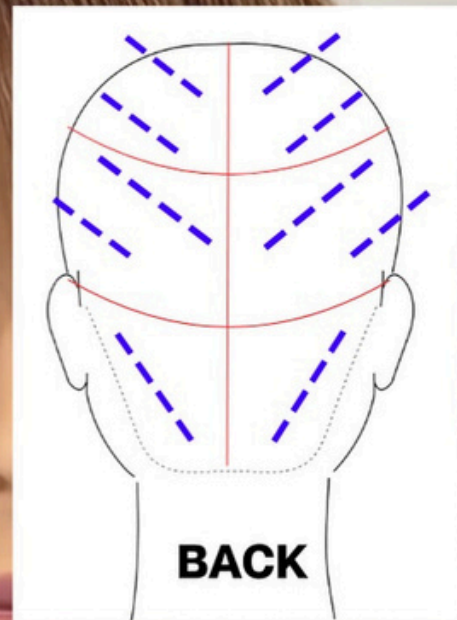
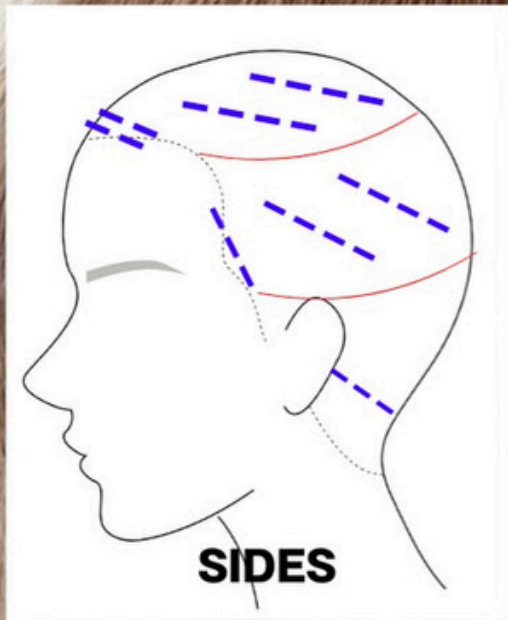


TOP LAYER

MIDDLE LAYER

BOTTOM LAYER

HERE'S THE PLACEMENT I DID:



— SECTIONING
- - - TEASED FOIL

EVERY SECTION WAS
ZIG ZAGGED
FOR SOFTNESS



I TEASED, PAINTED ON AN ANGLE & OVER DIRECTED FOR EVEN MORE SOFTNESS



HERE'S THE
RAW LIFT



AND HERE'S
THE RAW LIFT
BRUSHED OUT



**HERE'S THE
END RESULT**



**AND HERE'S
THE END
RESULT
STRAIGHT**



I DIDN'T ROOT MELT,
JUST GLOSSED



THE BACK OF
THE HEAD





BEFORE

**HERE'S ANOTHER EXAMPLE OF
THIS PLACEMENT
(I ADDED TIP OUTS FOR MORE BRIGHTNESS!)**



BEFORE

HERE'S ANOTHER EXAMPLE OF
THIS PLACEMENT

(THIS WAS JUST A MAINTENANCE APPOINTMENT)